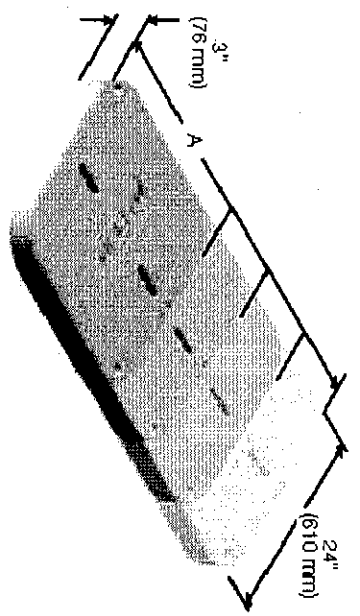


1 2 3 4 5 6 7 8

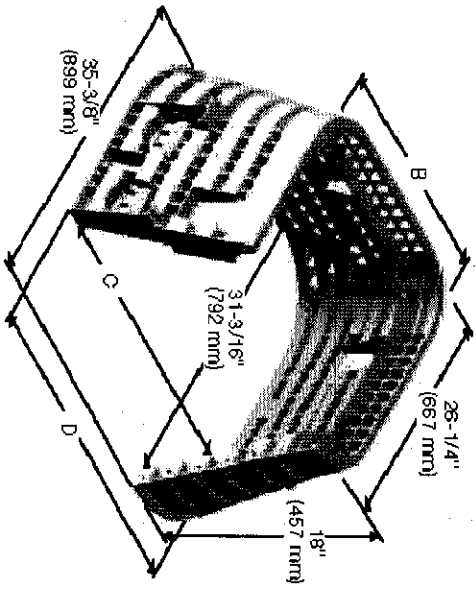


**Polymer Concrete Covers**  
See OPTIONS SECTION:  
- Light Weight Cover

<b>2424 Cover</b>	Model: 2424-PC	Weight: 98.0 lbs	Model: 2424-18	Weight: 32.0 lbs
A: 23-5/8" (600 mm)		B: 23-5/8" (600 mm)	C: 26.4" (668 mm)	D: 31.4" (797 mm)
<b>2436 Cover</b>	Model: 2436-PC	Weight: 140.0 lbs	Model: 2436-18	Weight: 39.5 lbs
A: 35-3/8" (899 mm)		B: 23-3/4" (603 mm)	C: 38" (965 mm)	D: 43" (1,092 mm)
<b>2448 Cover</b>	Model: 2448-PC	Weight: 180.0 lbs	Model: 2448-18	Weight: 47.5 lbs
A: 47-5/8" (1,210 mm)		B: 23-5/16" (592 mm)	C: 50.3" (1,278 mm)	D: 55.25" (1,403 mm)
<b>2460 Cover</b>	Model: 2460-PC	Weight: 201.0 lbs	Model: 2460-18	Weight: 55.25 lbs
A: 59-1/8" (1,502 mm)		B: 23-3/4" (603 mm)	C: 61.9" (1,572 mm)	D: 66.9" (1,699 mm)

**Bodies (2424-18, 2436-18, 2448-18, 2460-18)**

Material: HDPE



**Extension (height in 6", 12" and 18" increments)**

Material: HDPE  
Model: 2424-18X Weight: 36.75 lbs

**Options (see OPTIONS SECTION)**

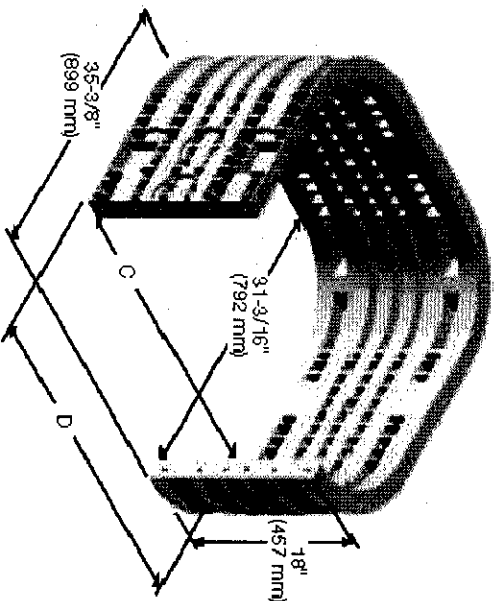
- Floors - Light Weight Covers - Duct Terminations

**Colors Available**

Body - Gray  
Cover and Ring - Gray or Green

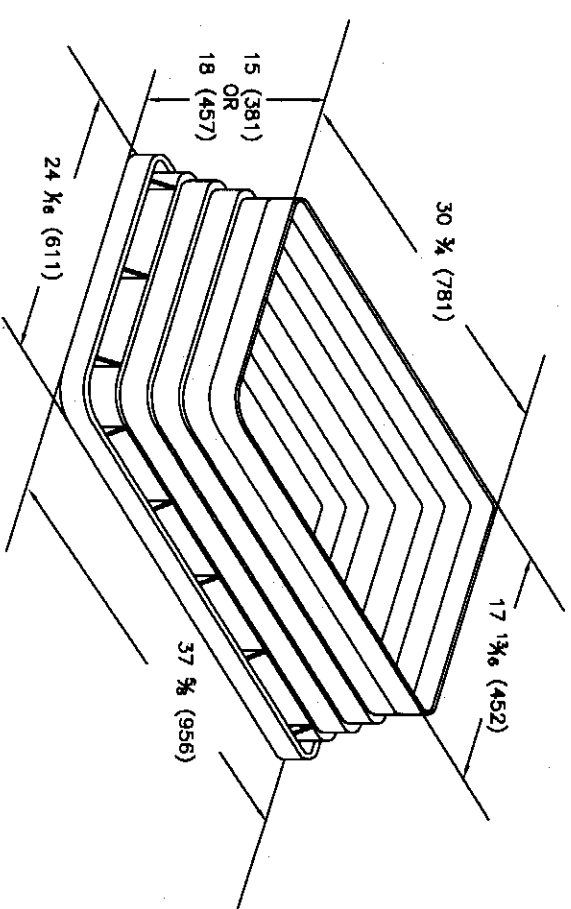
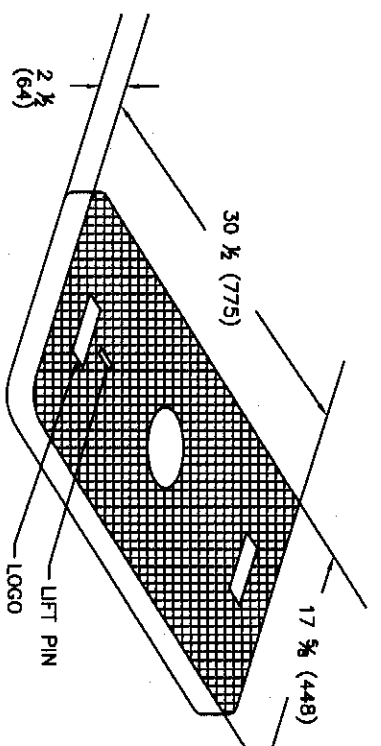

Note: For use in non-vehicular traffic situations only. Weights and dimensions may vary slightly.

Revision Date 4/2003



Extension -  
Made to order

TOP VIEW -  
Available  
Body/Extension  
Models

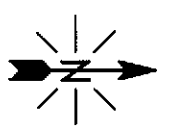


**HANDHOLE 2 (MEDIUM)**  
HH-2

ITEM NO.	QUANTITY	DESCRIPTION
1	1	NEWBASIS, BOX & COVER 15" PART # SGA1730150000

**HANDHOLE-3 (LARGE)**  
HH-3

ITEM NO.	QUANTITY	DESCRIPTION
?	1	CARSON PART # 2436-30-PC/UTOPIA/PENTA



NOTES


**LEGEND**

- FOOTPRINT BORDER
- STREET CENTERLINE
- PARCEL BOUNDARIES
- OVERHEAD POWER
- WATER LINE
- SEWER LINE
- RAILROAD
- EDGE OF PAVEMENT
- BACK OF CURB
- RIGHT-OF-WAY
- SIDEWALK
- DROP WIRE
- BORE
- AERIAL FIBER
- SUCCESS BASED CONDUIT
- TRENCH
- EXISTING FIBER
- ANCHOR SYMBOLS
- ANCHOR SYMBOLS
- BACKBONE
- CABINET
- MDU LINE

CALL BEFORE DIGGING  
BLUE STAKES UTILITY  
1(800) 662-4111



UTOPIA	JOB NUMBER	REV
CENTRALE		
VERSION 2.0		
TYPICAL 17	DRAWING NUMBER	
	DETAIL 17	



REV	REVISIONS	DATE	DRN	OKD	DSGN	APPD
0	FOR CONSTRUCTION					
1		11/02/04	MSC	MSC	MSC	
2		11/02/04	MSC	MSC	MSC	
3		11/02/04	MSC	MSC	MSC	
4		11/02/04	MSC	MSC	MSC	

THIS DRAWING WAS PREPARED BY AN IN-STATE CONSULTANT FOR A SPECIFIC PROJECT. IT IS THE PROPERTY OF UTOPIA AND IS NOT TO BE REPRODUCED OR TRANSMITTED IN ANY FORM OR BY ANY MEANS, ELECTRONIC OR MECHANICAL, WITHOUT PERMISSION FROM UTOPIA. TELECOMMUNICATIONS CONSULTANTS ENGINEERING (UTOP) IS OWNED.

FILE